

Request your
FREE
Sample
Package!

Program Overview

Basic, Practical, and Helpful
Instruction About Writing
Assignments, Assessments,
and Everyday Writing Tasks

Step Up to Writing

2nd Edition

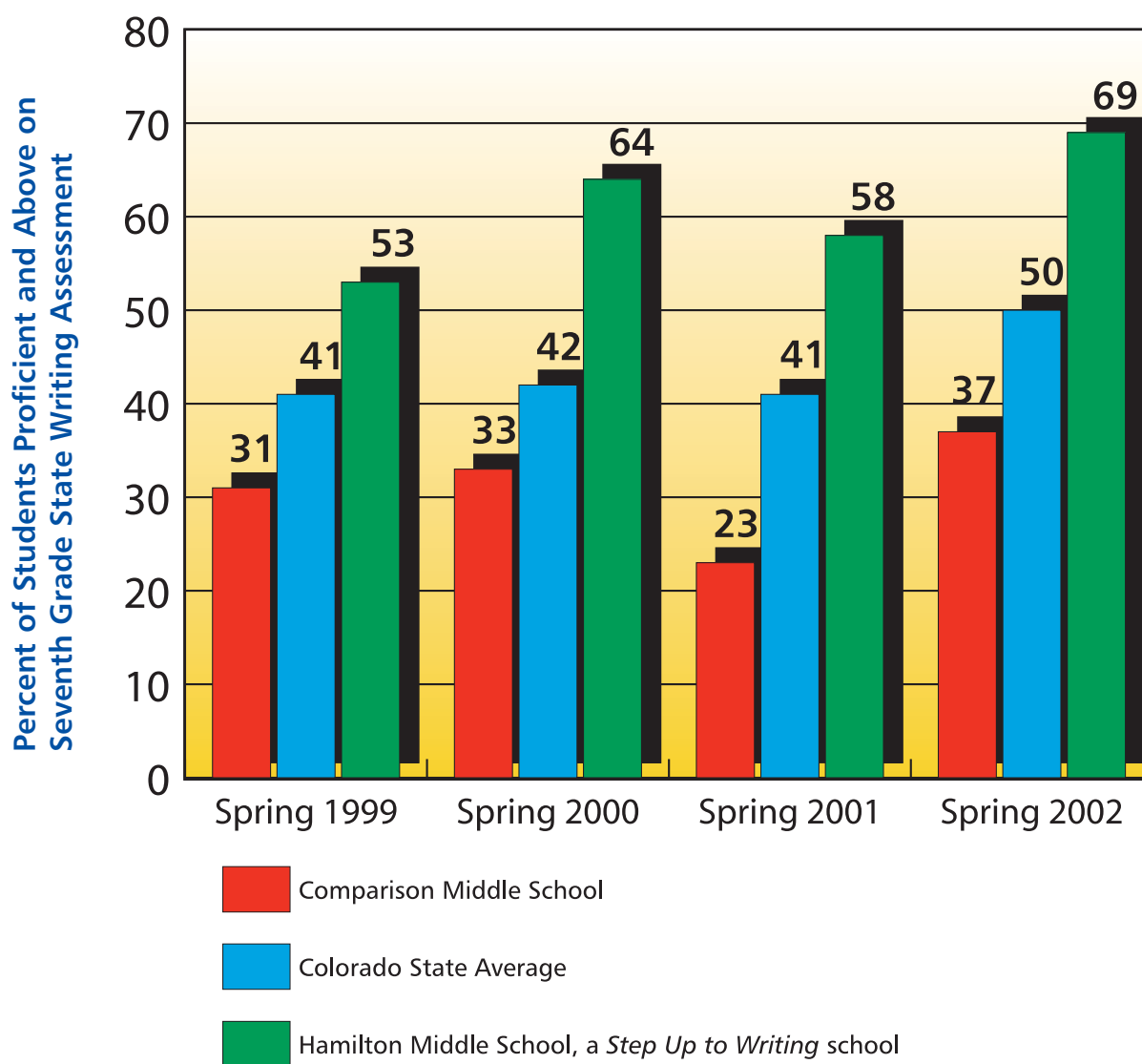
Strategies for Learners of All Ages



by
Maureen E. Auman

Proven Results of Step Up to Writing

Call for a FREE CD
to see Hamilton
Middle School
in action.



Step Up to Writing user, Hamilton Middle School, posts an average of 61% of students scoring proficient and above on the seventh grade Colorado writing assessment. In contrast, a non-*Step Up to Writing* comparison school, matched to Hamilton's socioeconomic status, averages 31% proficient and above. The state average for these four years is 44%.




Lead All Your Students to Meet and Exceed Writing Expectations

Improve the writing skills of all your students—regardless of ability level—with these multisensory, classroom-proven teaching strategies and student writing activities. Used with great success by thousands of teachers, these strategies are collected for the first time in this easy-to-use program. With *Step Up to Writing*, you can:

- ✎ Teach your students to write clear, organized paragraphs, reports, and essays
- ✎ Raise overall writing assessment scores
- ✎ Enable your students to complete assignments
- ✎ Prepare your students for real-world writing

With *Step Up to Writing*, 2nd Edition, you will benefit from new features that facilitate **easy implementation**, including:

- ✎ Scoring rubrics
- ✎ Sequencing of skills for writing strategies
- ✎ Topics for writing prompts



All teachers—elementary, secondary, content specialists, and special education—can teach students to write clear, concise, and organized paragraphs, reports, and essays with *Step Up to Writing's*:

- ✎ Clear, straightforward instructions on teaching methods;
- ✎ Step-by-step guidelines for lessons, activities, and strategies;
- ✎ Examples and instructional models;
- ✎ Scoring rubrics;
- ✎ Reproducible student materials;
- ✎ Ideas for curriculum integration and topics for writing prompts;
- ✎ Sequencing of skills for writing strategies.



Write a topic sentence.

Slow Down!

Give a reason, detail, or fact. Use a transition.



Explain.
Give an example.

Go Back!

Remind the reader of your topic.

Topic Sentence

- ★ Green means "go."
- ★ Green asks the writer to decide—
"What am I going to prove?"
"What am I going to explain?"
"What information will I share?"

Reasons/Details/Facts

- ★ Yellow means "slow down."
- ★ Introduce key concepts to support the topic sentence.

Explain

- ★ Red means "stop and explain."
- ★ Present evidence.
- ★ Provide explanation and examples.

Conclusion

- ★ Green means "go back to your topic."
- ★ Restate the topic and the position.
- ★ Do not introduce new information.
- ★ Use synonyms and leave your reader with something to remember.





Color coding enables your students to visualize writing organization by using the colors of the traffic signal. Students follow these steps:

Step 1: Construct informal outline

Step 2: Convert outline to sentences

Step 3: Compile the paragraph



Step 1: Construct Informal Outline

Students learn the importance of prewriting strategies. Spending the time to structure and place ideas results in cohesive, organized paragraphs.

Topic = Why I should learn to swim

R Safety reasons

e help yourself

e save others

R Social reasons

e parties

e vacations

e summertime

Conclusion = Benefits of being a great swimmer



Write a topic sentence.

Slow Down!

Give a reason, detail, or fact. Use a transition.



Explain.
Give an example.

Go Back!

Remind the reader of your topic.



Students Succeed with Multisensory Strategies

Step 2: Convert Outline to Sentences

Using colored strips of paper, students follow their informal outline (Step 1) to write one sentence at a time. They then organize their sentences into paragraphs using the traffic signal guide.

Title = Reasons for Learning to Swim

Learning to swim is an essential skill for all children.

One reason to learn to be a strong swimmer is safety.

If you are in a dangerous situation, such as in a sinking raft or boat, you can swim to shore.

If you are a good swimmer, you can also help save others who may be drowning.

Being able to spend time with others is another reason for learning to swim.

Birthday and school year-end parties are often located around the pool.

Many people plan their vacations for warmer climates so that happy hours may be spent splashing in the ocean.

The heat of summer makes us all want to cool off by enjoying water sports, such as waterskiing, diving, and surfing.

Learning to be a great swimmer can clearly make your life safer and more enjoyable.



Students Succeed with Multisensory Strategies

Step 3: Compile the Paragraph

Learning to swim is an essential skill for all children. One reason to learn to be a strong swimmer is safety. If you are in a dangerous situation, such as in a sinking raft or boat, you can swim to shore. If you are a good swimmer, you can also help save others who may be drowning. Being able to spend time with others is another reason for learning to swim. Birthday and school year-end parties are often located around the pool. Many people plan their vacations for warmer climates so that happy hours may be spent splashing in the ocean. The heat of summer makes us all want to cool off by enjoying water sports, such as waterskiing, diving, and surfing. Learning to be a great swimmer can clearly make your life safer and more enjoyable.



Write a topic sentence.



Give a reason, detail, or fact. Use a transition.



Explain.
Give an example.



Remind the reader of your topic.

Works for All Grade Levels

Early Elementary Writing



What Makes a Great Teacher
A good teacher does two things. She makes the classroom nice. A good teacher has lots of books for us to look at and posters on the wall. A good teacher also teaches us new things. She lets us learn about other countries and experiments in science. Teachers are the most important part of school.

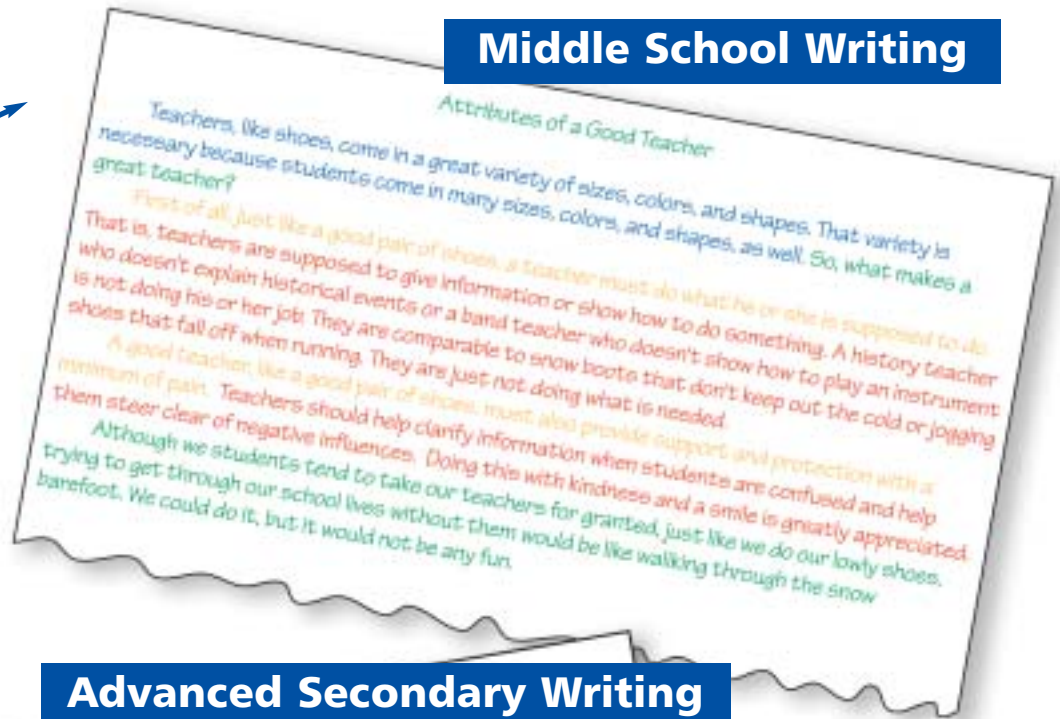
Intermediate Level Writing

Qualities of a Great Teacher
A great teacher knows what she is talking about, yet she also understands how to relate to students. First, a good teacher must be knowledgeable. She should know all about the subject she is teaching. If she doesn't know the answer, a great teacher is willing to help find resources so that she will learn more, too. In addition, she would use a lot of different materials, such as maps, books, videos, and demonstrations to help keep the students from getting bored. A good teacher must also understand her students. She would know that our lives are not just school, but also friends, sports, and other activities. When we are having a bad day, she would ask us why, not just scream at us for not having our work done. A great teacher clearly must wear many hats.



Middle School Writing

As students progress, the color **blue** is added to help them organize background information and write leads before introducing the topic sentence.



Advanced Secondary Writing



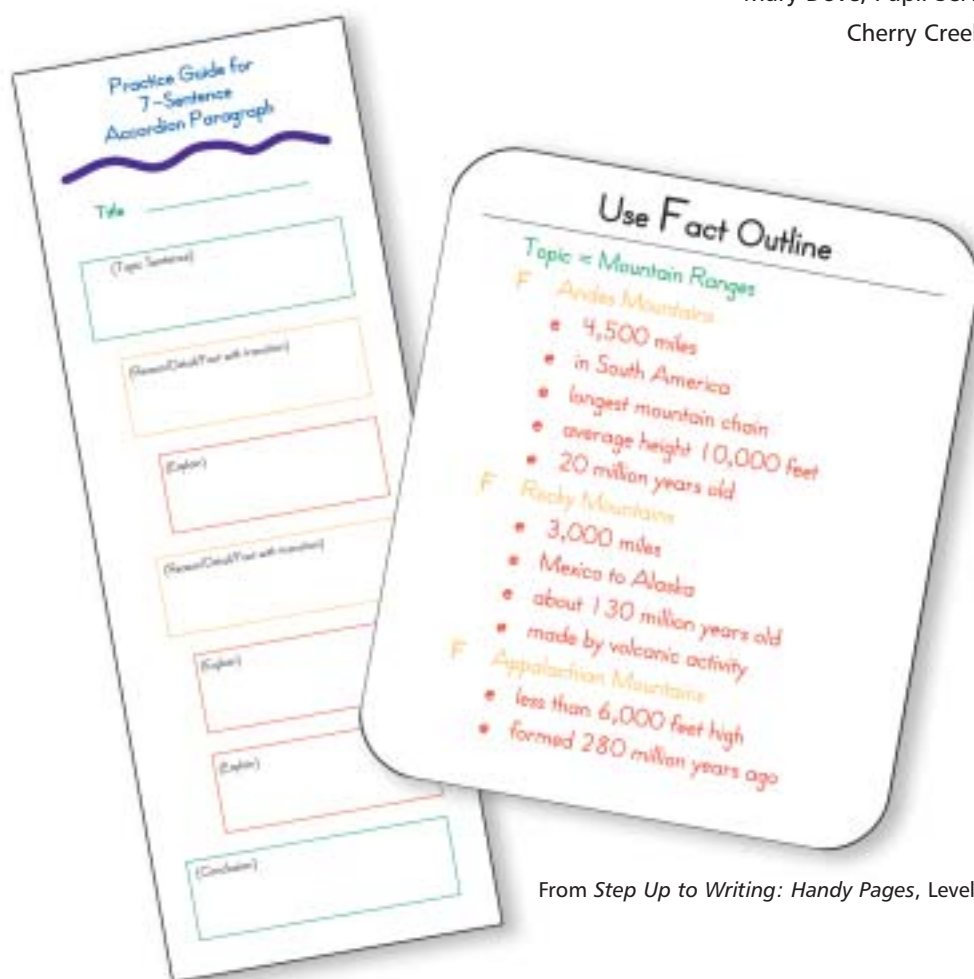


It's **Effective** with All Your Learners

Visual in design and logical in thought, *Step Up to Writing* strategies help students in multiple settings become successful writers. In general education, special education, English Language Learners, and gifted programs alike, the writing process is demystified and made clear for all.

“These **writing techniques** have not only raised the skills of our special education students an average of two grade levels, they have also increased **confidence** and **willingness** to approach academic tasks.”

— Mary Dove, Pupil Service Coordinator
Cherry Creek School District



From *Step Up to Writing: Handy Pages*, Level 2

“Bilingual students who were taught these **strategies** saw themselves as **successful** readers and writers. Their **confidence**, sense of responsibility, and **leadership** skills improved.”

— Ana Garcia Gustafson, Assistant Principal
Hamilton Middle School



Students Can Master Content

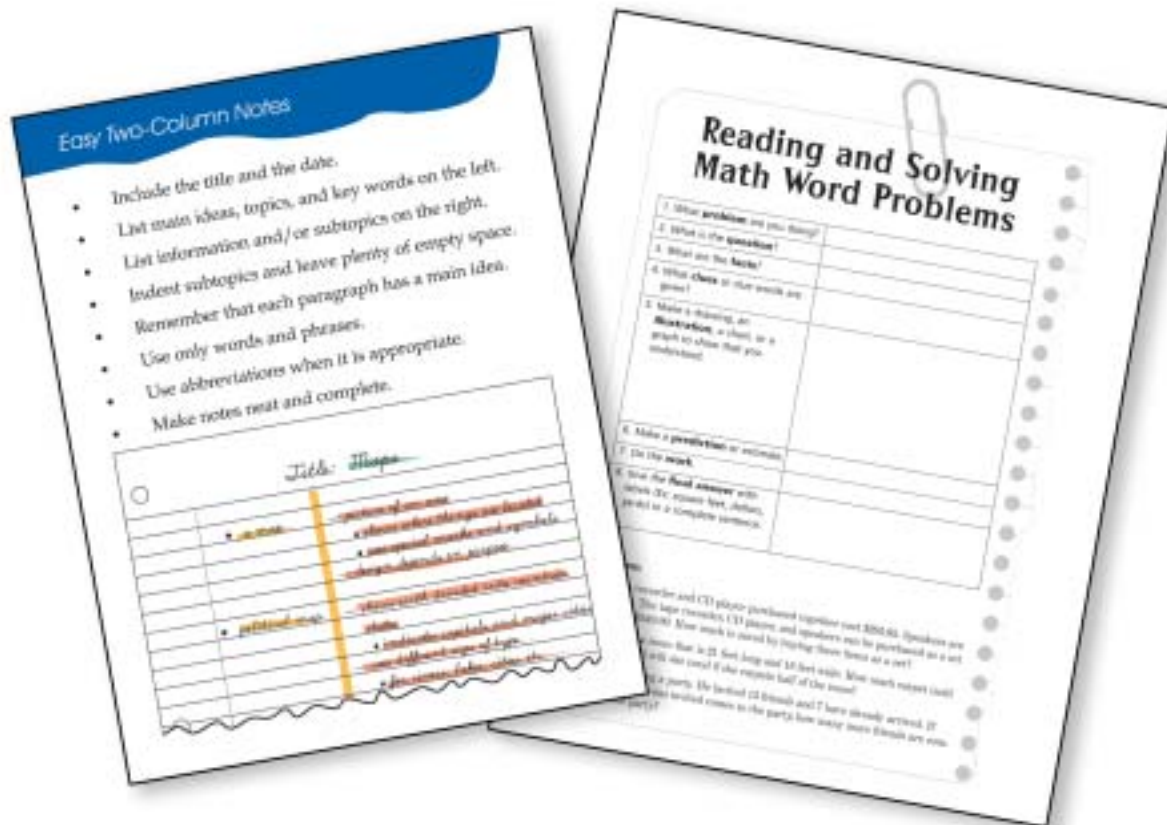


Since **content materials** lend themselves to teaching critical thinking, *Step Up to Writing* shows students how to find the logic and relationship of ideas in their textbook reading. Students are then able to:

- ✎ Take meaningful and organized notes;
- ✎ Think and write critically about material read and studied;
- ✎ Respond clearly to essay questions.

"I am **math/science** oriented and do lots of writing in these subjects. However, I have always felt inadequate instructing students on how to **write well**. Not only do I feel better **equipped**, I can't wait to use all this wonderful material!"

— Patti MacLennan, Sixth Grade Teacher
Normandy Elementary



From *Step Up to Writing*:
Handy Pages, Level 2

From *Step Up to Writing Manual*,
2nd Edition

Students Become More Confident Oral Presenters

The organizational techniques taught in writing lend themselves to oral presentations. The logic is the same—only the medium is different. *Step Up to Writing* offers suggestions and activities to give students confidence in speaking before others. Students are taught to:

- ✎ Prepare informal outlines
- ✎ Organize speeches
- ✎ Utilize introduction and conclusion skills



Students Become More Creative Narrative Writers

Step Up to Writing also teaches an easy-to-follow format for students to use in writing fictional stories. *Step Up to Writing* offers tips and techniques for helping students:

- ✎ Write interest-catching story starters
- ✎ Plan and pace a story
- ✎ Keep stories on track
- ✎ Come to a smooth and meaningful conclusion



Students Acquire Active Reading Strategies

Good writers need good ideas. Getting the most from their reading will help your students find the information they need to write reports and papers that are organized, thorough, and insightful. Active reading strategies taught in *Step Up to Writing* include:

- ✎ Taking two-column notes
- ✎ Responsive reading
- ✎ Highlighting and marking text
- ✎ Analyzing and summarizing what was read
- ✎ Vocabulary techniques
- ✎ Designing webs, maps, and clusters
- ✎ Learning how to read a textbook





Staff Development Ensures Success

Training is an integral part of the *Step Up to Writing* program and critical for success. *Step Up to Writing* workshops are active, hands-on, fast-paced opportunities to learn. *Step Up to Writing* offers several types of professional development:

Local-Capacity-Building (LCB) Workshops for staff developers, curriculum directors, and literacy specialists. These workshops are designed to build local capacity for the *Step Up to Writing* program. LCB participants will be able to conduct Two-Day Workshops at their constituent schools. Contact the *Step Up to Writing* Program Director at (800) 547-6747 for more information.

Four-Day, Two-Day, One-Day, and Customized Follow-Up Workshops for teachers. Independent consultants are available for training school staffs. Please visit our website at www.stepuptowriting.com or call the *Step Up to Writing* Program Director at (800) 547-6747 for a list of qualified consultants.

For more in-depth information about this program, please contact the *Step Up to Writing* Program Director at (800) 547-6747.

Visit our professional development website at www.bettereducator.com.

"One of the most useful, practical courses I've ever taken. The materials can be used in the classroom the next day and every day. My students' writing improved a thousandfold."

— Dennis Corash, Ph.D.
Teacher
Bennett Schools

"In short, our results were remarkable. Almost 80% of children in grades two through five grew at least one rubric score. The most notable factor is the *Step Up to Writing* training. It was specific; it provided a writing template for staff; it provided specific practice and a reference notebook."

— Russell Henderson
Principal

"Changing to grades three and four from kindergarten, I found this training a necessary survival course. I now feel confident teaching writing in a more organized manner."


— Jeanne Karsten
Denver, Colorado

Step Up to Writing Materials

Materials Available Individually

Step Up to Writing Manual

With *Step Up to Writing*, you can:




Teach your students to write clear, organized paragraphs, reports, and essays;
Raise overall writing assessment scores;
Create writing opportunities wherein students experience success, and much more!

Organizing ideas and information, writing topic sentences and thesis statements, connecting key ideas with supporting details, writing conclusions, thinking creatively, and other components of effective writing are divided into manageable steps. Included in the *Step Up to Writing Manual* are dozens of writing examples; reproducible activity sheets; scoring rubrics; skill sequences for key strategies; topics for writing projects; and strategies, such as accordion paragraphs, accordion essays, the quick-sketch narrative, the four-step summary, vocabulary maps, and active reading and listening.

Classroom Reproducibles

(Formerly *101 Reproducibles for Beginning Writers*)

These 200+ reproducible student handouts and worksheets save preparation time and make it easy to expand lessons when students need extra practice writing sentences, summaries, expository paragraphs, multiparagraph papers, and narratives. Can be used for elementary and secondary students.



101 Reproducibles for Beginning Writers in Spanish!

Contains a selection of reproducibles taken from the *Classroom Reproducibles* and translated into Spanish.



Overhead Masters (for transparencies and student handouts)

Enhance instruction and save preparation time by creating overhead transparencies of key concepts, steps, examples, and worksheets. Includes 290+ reproducible masters. Can be used for elementary and secondary students.

Handy Pages

Help your students generalize what they learn and apply their new skills across the curriculum. These quick, easy-to-use references—for topic sentences, transitions, conclusions, narratives, using note cards, etc.—place guidelines for good writing at students' fingertips.

Available for Level 1* and Level 2.**

Both levels are also appropriate for adult learners.



Poster Set


Emphasize key writing concepts, provide quick tips, and offer examples that reinforce concepts and motivate students with this set of 14 colorful, double-sided posters (side one is for elementary; side two is for secondary). Posters highlight specific writing tactics, such as:

- Including examples, explanations, evidence, events, experiences, etc.
- Providing topic sentence options
- Comparing and contrasting
- Using accordion paragraphs
- Using accordion essays
- Using note cards and bibliography cards



Primary Steps: Reproducibles for K–2 Teachers Using Step Up to Writing

This timesaving collection of 250 reproducible student handouts is designed for young writers, and is particularly helpful for those who need extra practice. These reproducibles emphasize the same proven, effective *Step Up to Writing* strategies most used in the primary grades.



Step Up to Writing Material Sets



Step Up to Writing Elementary School Set

This package includes all the program materials needed to teach elementary school students: *Step Up to Writing Manual*, *Classroom Reproducibles*, three sets of *Handy Pages* Level 1,* and *Poster Set*.

Step Up to Writing Secondary School Set

This package includes all the program materials needed to teach secondary school students: *Step Up to Writing Manual*, *Overhead Masters*, three sets of *Handy Pages* Level 2,** and *Poster Set*.




* Level 1 = Elementary School Materials

** Level 2 = Secondary School Materials

"If your **students** can't write, this is the way to **teach** them.
It's **clear**—it's **fast**."

— Mary Ann Abair, Special Education Coordinator



"We have a **paragraph writing** component on our geography exam, based on atlas research. The ninth graders attacked the assignment with **confidence** and **skill**; the paragraphs they wrote were **impressive**."

— Martha Riley, Social Studies Teacher
Eaglecrest High School



**SOPRIS
WEST**
EDUCATIONAL SERVICES

Proven and Practical

4093 Specialty Place • Longmont, CO 80504
Phone: (800) 547-6747 • Fax: (888) 819-2267
www.sopriswest.com

